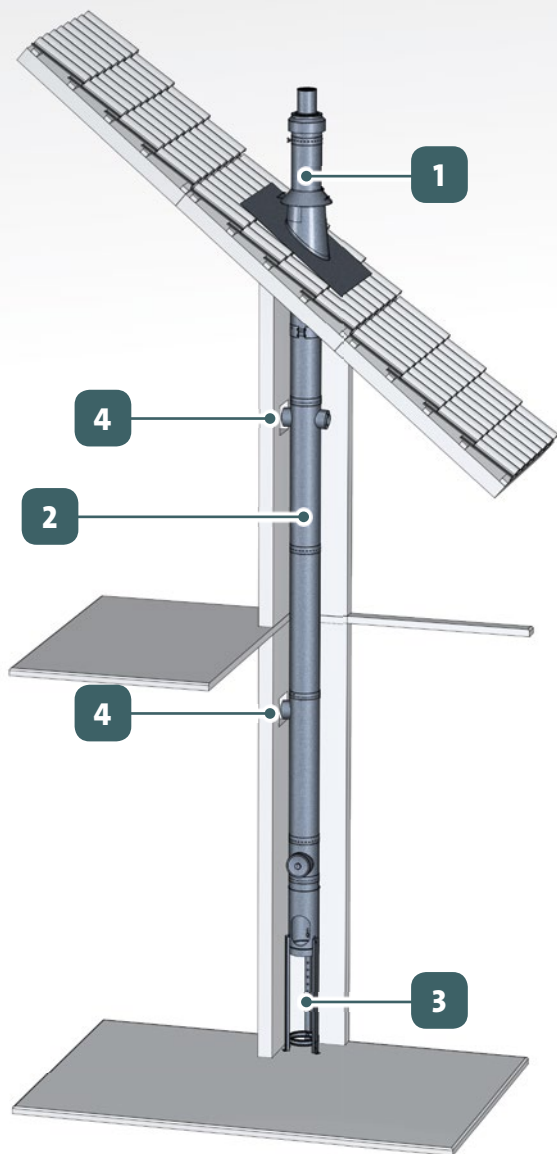




# Flues and chimney systems

Complete systems overview

# CLV systems concentric



## Description

- The concentric CLV system is a collective chimney system especially for apartment buildings. It brings combustion air to the boilers on each floor and evacuates the individual flue through one common flue duct.
- The PP rigid inner ducts are suitable for condensing gas and oil boilers with a maximum flue temperature of 120°C. The outer ducts are made of galvanized steel. The system has a H1 tightness class which enables operation with positive pressure. This reduces the required diameters compared to a negative pressure system.
- T-pieces with 1 or 2 boiler connections (90° or 180°) are available. Each T-piece contains a compensator to absorb the elongation and shrinking of the PP flue pipes due to temperature variations.
- A special ring in the T-piece ensures that condensate flows back to each individual boiler. This limits drying-out of boiler siphons which are out of operation.
- A telescopic pipe makes it easier to adjust the length to the height of the room.
- An optional inspection opening at the bottom guarantees an easy access.

**1** Terminals/outlet parts  
→ page 36

**2** In the chimney  
→ page 36

**3** System support  
→ page 37

**4** Boiler connection materials  
→ page 52 for concentric materials  
→ page 54 for single-wall materials

## Technical details

CE marking	EN14471 T120 H1
Temperature class	T120
Seals	EPDM for flue pipe connections, silicon for air inlet side
Pressure class of the system	H1 (5.000 Pa)
Diameters   with cap [mm]	80/130, 110/160, 125/200, 160/250, 200/300
Installation types	<b>C4</b>

## Features and benefits

- For multiple boiler installation (positive-pressure)
- Room sealed (type C) operation
- Maximum number of boilers depending on national regulations
- Number of boilers per floor depending on installation of the various T-pieces
- Reduced diameter for the flue pipes
- Telescopic pipes for easy adjustment to room height
- Special ring in T-piece limits drying-out of boiler siphons




1

## Terminals/outlet parts



### CLV Terminal

- In INOX or coated steel
- Coating colors; black or terracotta
- Flue pipe in UV-resistant PP



### Roof parts

- Roof tile for pitched roofs; in INOX
- Rain collar for pitched roofs; in INOX
- Fixing plate for chimneys

2

## In the chimney



### Extension pieces

- 500 mm
- 1000 mm
- Telescopic extension pieces
  - Easy adjustment to room height
  - Fixation with security clamp

2

## In the chimney



### Floor connection pieces (T-pieces)

- 1 connection
- 2 connections; 90°
- 2 connections; 180°



### Special parts

- Inspection piece
- Bottom part; for siphon placement

3

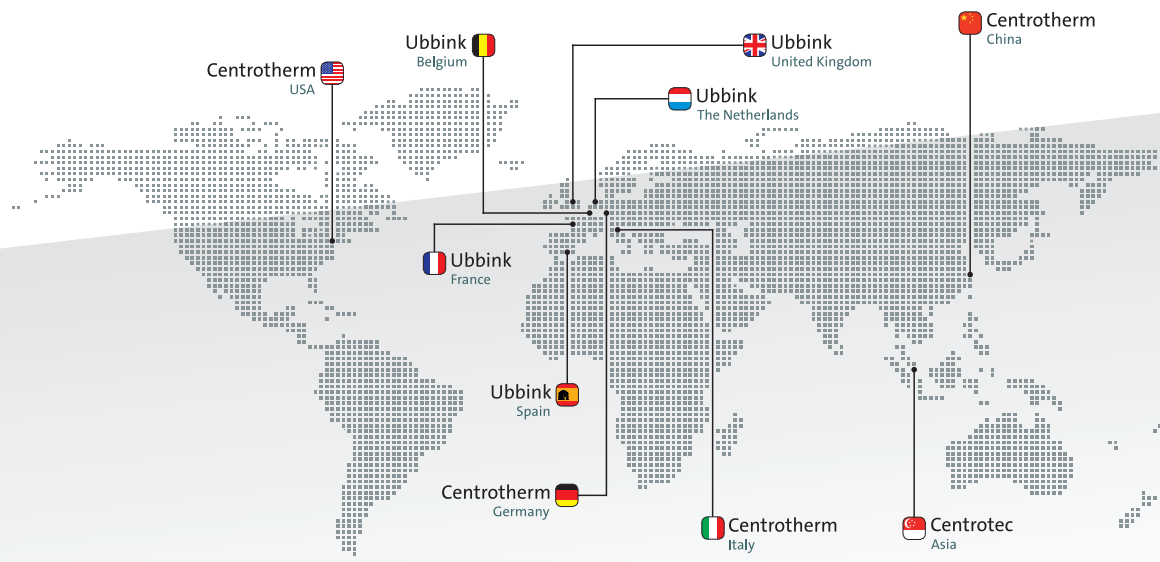
## System support



### System support

- Adjustable, 3 feet tripod
- Can be fixed to the floor

# Ubbink Centrotherm group



- Ubbink Netherlands** [www.ubbink.nl](http://www.ubbink.nl)
- Ubbink Belgium** [www.ubbink.be](http://www.ubbink.be)
- Ubbink France** [www.ubbink.fr](http://www.ubbink.fr)
- Ubbink Spain** [www.ubbink.es](http://www.ubbink.es)
- Ubbink United Kingdom** [www.ubbink.co.uk](http://www.ubbink.co.uk)
- Centrotherm Germany** [www.centrotherm.com](http://www.centrotherm.com)
- Centrotherm Italy** [www.centrotherm.it](http://www.centrotherm.it)
- Centrotherm U.S.A.** [www.centrotherm.us.com](http://www.centrotherm.us.com)
- Centrotherm China** [www.centrotherm-china.com](http://www.centrotherm-china.com)

[www.ubbink-centrotherm.com](http://www.ubbink-centrotherm.com)

© 2015 - Ubbink Centrotherm Group | Content is subject to change without notice | Availability and configurations may differ per country | UCG-2015-03-V01

